


What's Up?

December 1998

A newsletter for kitefliers

No 58



New Zealand Kitefliers Association Inc.

What's Up? December 1998

Contents


Bowie's Words	2
The Kite Workshop Reports	4
NZKA Members Arch Project	6
Bondi Winner	7
1998 Western Circuit Kite Sport Champs	8
Napier Easter 1999	9
Bondi 1998	10
NZKA Flying Sites	11
Kite Days	11
Just a Note from the Editor	12
Kite Trade Directory	12

Cover photo by Jan Larrington
Kites by Jan and Linda Larrington



Photo by Jan Larrington
The Workshop group

Bowie's Words



Workshop reflections:

The year has been a full one, but with not much kitemaking for me, so it was a particularly enjoyable Labour weekend at Peter & Anne's workshop. Of course, I've made flares in a variety of sizes, but I was keen to learn the fine detail of

Peter's construction (because he makes really good flares). You don't necessarily see all the detail on the flying field, and also an opportunity to mix with other people at work was too good to miss.

I'm a slow worker, and I can't say I enjoyed the repetitive drudgery (and on someone else's sewing machine) of making one of Willi Koch's spiky balls, but now I've got one to match some other line junk, I'm glad I made it. What really impressed me during the weekend was the bravery of some of the less-experienced people, who undertook all sorts of exotic decoration and brought it off, too. There must be some very satisfied kitefliers around.

Kite business:

Elsewhere in this issue you will see a new NZKA policy document which the Committee has just released, dealing with trading in kites and kite-related stuff at kite events. The aim is to take away the confusion that has sometimes arisen over who can sell what where. It sets out what will happen at NZKA events, and what may happen at events which we don't own. It makes one particularly important point – that we don't all have the right to do whatever we want, whenever we want.

You will see that it is mandatory on people organising NZKA events to give advance notice to members of what the situation will be. John Mason has given notice that at our festival in Napier, next Easter, we'll be in an environment which is ours alone for the duration, so the simple provision applies – any member may set up and trade with other members or with anyone who strays into our space.

Odd bits:

By the time you get this, I will be a retired chap – a pensioner! So my email address at work will be gone, and instead I'll be using the new one listed inside the back cover. Australian correspondents can't get over the idea of Paradise in New Zealand; John Murray suggests that it's dishonest advertising.

I wrote of John Watson last time round. Since then, Mary has told Muriel that she wants to continue as a member though she's not herself active as a flier, to keep in touch with the people who shared John's great enthusiasm.

David

NEW ZEALAND KITEFLIERS ASSOCIATION (INC.)

POLICY FOR:

TRADING AT NZKA EVENTS

1. At any NZKA event, or part of a multi-day event, which is on premises restricted to members and guests:
 - (a) Any member may set up and engage in trade with other members.
2. At any NZKA event, or part of a multi-day event, which is accessible to the public (whether by right or by invitation):
 - (a) The right to trade with the public or set up stalls is determined by the owner or manager of the premises.
 - (b) If the owner or manager requires those wishing to trade to be licenced or pay a fee, it is open to any NZKA member to enter into such an arrangement.
 - (c) If the owner or manager should permit unregulated trading in kite-related goods, then it is open to any NZKA member to do so.
3. At any kite event which is not an NZKA event, even though NZKA members may be involved in managing it or participating, NZKA normally has no jurisdiction over trading, and NZKA members have no special rights to trade.

By authority of the Committee, New Zealand Kitefliers Association, Inc., 24 October 1998

The Kite Workshop Reports

My recent attendance of the kite workshop in Wellington proved to be a worth-while, albeit expensive experience.

After a very busy three days slaving over my dear mother-in-laws sewing machine and uttering a few expletives I have been forced to buy a new sewing machine of my very own. (Jo will be allowed to borrow it if she's very good and asks me nicely).

The basic cost of the workshop was very reasonable considering the quality of materials and the size of the flare we made and the extra bonus of the bommy-knocker made the event very profitable for the contents of my kite bag.

The facilities were more than adequate and not difficult to find for a stranger to the area. The Schools sewing teacher was also on hand for those people whose sewing techniques needed a little work.

I hope to be advised of any further workshops as I will certainly try my utmost to attend.

Philip Dean.

If you want a weekend in Wellington that includes good food (Japanese, Indian, Malaysian, Italian and American) and a little culture (Te Papa, Carter Observatory and Kite festival videos), I can recommend a kite making workshop tutored by Anne and Peter Whitehead. Of course the highlight of the weekend was the making of a Flare and a Bommy Knocker. The two and a half days devoted to the decisions (an overwhelming choice of colour and design ideas), the cutting, sewing and construction were well worth it in the learning experiences and the sense of achievement on completion. Many thanks to my tutors and classmates.

Linda Larrington (Napier)

A WEEKEND WORKSHOP WITH FLARE - OR SHOULD THAT BE SEVERAL FLARES.

Finally, a chance and challenge to take a step away from parka nylon and bamboo.

With thanks to Anne & Peter, for their patience, tutoring and encouragement it was a great weekend of learning. After 2 1/2 days of solid work, the reward was seeing two projects finished to the test fly stage, a vibrant piece of sky junk commonly called a bommy-knocker; and a flare - taller and wider than me.

It was interesting to watch the step by step progress. The sketching of ideas on Friday night, the life sized patterns taking shape with help from an overhead projector on Saturday, the colours being chosen, then all the cutting and stitching.

I particularly enjoyed the scrap heap, a knee high pile of rip stop . . . appliqué just waiting to happen, every new scrap found rendered yet another project in the mind's eye.

It isn't just the making/doing that makes a workshop worthwhile, it is all the techniques and know how you pick up along the way. These come from the tutors and from other participants - anyone with just a little more knowledge. At times ideas seemed to buzz around the room, bouncing off the walls and landing on someone who would then be off in a frenzy of enthusiasm. We were well paced and constantly reminded to bend and stretch for tensions sake. The only occasional set back being the dreaded 'u' word (unpick).

Thanks again to Anne & Peter for a wonderful weekend, and thanks too to all the Wellingtonians for their generous hospitality.

Jan. H.B.

A cheerful group of 15 gathered at Raroa School sewing rooms over Labour Weekend for a kite making/ sewing workshop arranged by Anne and Peter Whitehead. They provided all the materials (ripstop, rods etc) and set us to work to make either a flare or what was for many the dreaded Bommy Knocker !! We used the School sewing machines mostly and the first task was to start cutting out using the profiles Peter and Anne had made. The flare cutting out was fairly straightforward and soon a few folk were ready to start sewing.

Others started cutting out the 31 polygons needed for the B-K, and this used a surprising amount of material. The Whiteheads had a large cardboard box which was their "bits" leftovers. This unpacked into a HUGE multicoloured mound, but most went for the nice big rolls in various colours. A few folk had come with detailed ideas of what they would do for appliqué, and soon some very elaborate schemes were developing.

I finished my flare fairly early, and laid out some

ideas for appliqué (a 3-D layout from a quilting book), but at first I could not get this to look right. I set that aside and started to construct my Bommy Knocker, which as you saw in the last What's Up is a spiky ball. As you progress with joining the sets of polygons, you should gradually have a spherical shape developing. I had misjoined a couple of polygons, and found that I had progressed towards a sort of spiky sausage. Lots of unpicking to get back a few steps, and I noticed that a few of the other folk were doing the same. (Eventually my wife had to complete it....) Most finished their flares, and the colour schemes were splendid - come to Napier 99 and see them !

Peter and Anne were busy the whole time supervising cutting out, fixing sewing difficulties, adjusting bridles etc etc. It was a busy weekend and went quite late on the third day. Everyone picked up lots of tips and ideas, enjoyed the getting together, and there was general enthusiasm for more of the same. It was good fun and if there is another one, get in early !!

Tony Fitchett

FLYING WITH FLARE and KNOCKERS.

Sunday November 1st, Anderson Park Napier, Light Wind, Unusually cloudy and cool with the wind from the south-east. A good turn out from the Hawke's Bay team to see the test flights of the Flares, which were built, at the Labour Weekend workshop in Wellington. What a great way to spend three days. The Whiteheads passed on the knowledge they had gained from workshops they had been to. The result was a delight to see with three Flares appliquéd in Art Deco motives flying alongside a Flare with the motif of the 1999 Festival. Three were missing, two couldn't make it and one still requires the appliqué to be finished. Also to be seen were the Bommy Knockers made at the same workshop. Seven new kites and seven new bits of line junk all from one workshop. What a great idea to get more colour in the sky.

John Mason

Gwenda Galbraith interrogates Muriel Bowie about the workshop:

G: What did you hope to achieve?

M: Make a kite

G: Did you know what kite you were going to make, and did you do any preparation beforehand?

M: Peter said we were going to do a flare, so we found out the dimensions from him. I wanted to carry the design from centre panel onto wings, having decided to do a 'crazy face' similar to faces in a David Pelham book. I worked on a rough mock-up with fabric shapes on paper on a wall, and then I took with me a bunch of ready-prepared face bits.

G: Was that a good idea?

M: Yes, because to decorate the full kite, I needed floor space to lay it out on, and there wasn't always too much of that. So having the bits to hand made that bit much faster.

G: Was that expected of everyone?

M: No, but quite a lot had prepared ideas ahead of time.

G: Did you do anything else?

M: No, I skipped Peter's spiky balls, as I thought doing the flare would be enough (and it was).

G: Did you have good working conditions?

M: Good facilities – sewing room with separate cutting room, but a bit of a scrum at times.

G: Was it a good group thing?

M: I really enjoyed it – everyone worked in well together, and I enjoyed being forced to do it all myself.

G: Most difficult bit?

M: Needed to go back to A & P for instruction each stage. Probably they were a bit overloaded.

G: What was the greatest benefit?

M: The encouragement from everyone else. Also, I most enjoy making the kite skin; less so the assembly and fittings, (which I've tended to leave to D if possible) but the workshop made me do it.

G: Doing it again, what would you do that was different?

M: I wouldn't mind doing something similar in style, but trying a centre-panel design (with plain wings – for example a stained-glass sort of decoration)

NZKA Members Arch Project

The idea of the members arch is for every member to make at least one kite. It can be any colour, any pattern but should follow the outline shown. The kite should be as individualistic as possible expressing something of the member. It can be a design you like or have used on one of your kites, you might be a pale blue person and a kite of simply pale blue may be just your thing.

If you don't feel confident making the kite by yourself enlist the help of another member but it should be your design.

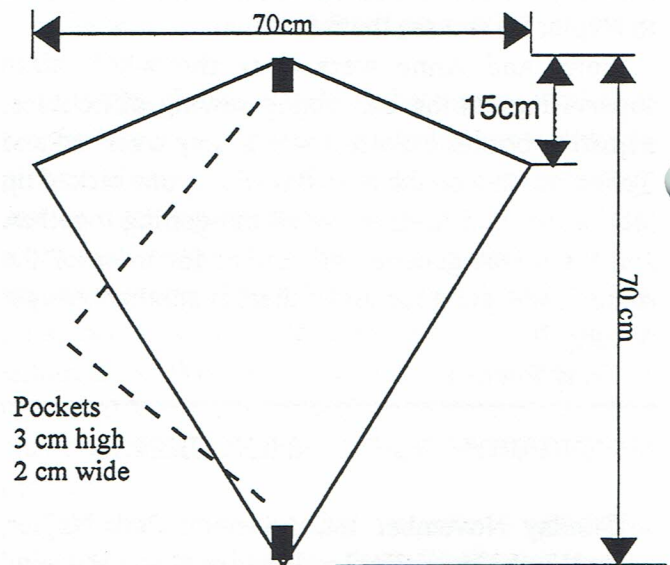
The kites for the NZKA arch are made from $\frac{3}{4}$ oz ripstop. The dimensions are shown in the diagram along side. The kite should be hemmed all round and two pockets only fitted, one at the top and one at the bottom. You do not need to provide a spar or any bridle points. Just simply the skin. The kites will be joined on a single line to form an arch by dedicated volunteers.

If you require further information contact Tony Fitchett, Peter Whitehead or David Bowie. When you have finished your kite send it, or give it to David Bowie or Peter Whitehead or PO Box 56 Wellington,

for joining to the line.

The Association has ripstop scraps available which has been kindly donated by Peter Lynn Limited.

Happy kite building.



Millennium Update

Planning for the Kite 2000 International Kite festivals is well under way. There has been a great deal of interest from overseas flyers, and a number have already confirmed that they will be coming. Turning Point 2000 in Christchurch seems to be the most organised event management team in the country, while other centres are just now asking for expressions of interest in Millennium events Christchurch has been up and running for two years and has some very exciting celebrations planned. The Kite 2000 kite festival is part of some of these events, in Hagley Park and on Brighton Beach.

There are a number of rumours abroad about the lack of accommodation available in Christchurch, however this was not our experience on a recent trip there. If you are planning to be at the Christchurch Festival though I would strongly recommend that you do book some accommodation now to avoid disappointment.

If anyone is wanting or able to offer billets for this time please contact me and I will put you in touch with one another.

To be on a Mailing list please contact
Yvonne de Mille email pitmille@ihug.co.nz
Kite 2000 International
PO Box 13063
Johnsonville
Wellington

Kite magazines and books for sale.

Please send SAE for list of titles etc. to Bob Maysmor, 9 Kenef Road, Paramata, Wellington or email to maysmor@ihug.co.nz

Bondi Winner

It was a great, and unexpected, surprise to receive the Members Choice Award at the 1998 Bondi Festival of the Winds. Being an ex Kiwi, yes another one, I look forward to being in Napier next Easter for the New Zealand kite festival.

A little background. I've only been into kiting for the last 4 years, it all started when we were away one weekend and I brought a simple stunter for my daughter so we could have some fun at the beach, in between her other sporting activities. It turned out to be one of the better mistakes I've made. After playing with a couple of stunt kites I decided to make a single line kite – well, I supervised as my wife did the sewing. I've progressed since then and make most of my kites, I still call on my "better half" for sewing advice while my daughter provides the colour advice when needed. Our involvement with kiting has increased since the first stunter, I look after the Australian Kiteflyers Society membership while my wife, Ruth, is the Secretary for the AKS.

Frilled Neck Lizard

I enjoy making kites plus line junk and find it a relaxing way to recover from work pressures. Because of work I hadn't been able to make a kite for last year's festival, it's almost 12-18 months since I had made anything of any size, apart from extending a tetrahedral kite I had built. I started to look for something a little different and in browsing through a book came across a picture of a Frilled Neck lizard.

My original intention was to applique it onto a Rok but as I looked at it I decided to turn it into a lizard shaped kite itself. I was not sure if it would fly or not. The kite would be asymmetric and I had no experience with this sort of kite, or how to frame and bridle one. If it failed I could always go back to the Rok plan. I first made the skin then worked out how to frame and bridle the kite. If I could get the kite to fly I had a couple other similar ideas (I will see what I can get done by Easter 99) that I hope will look as impressive in the sky.

As is usual with these things, the kite was finished the weekend before the Festival of the Winds, not the best idea. The great Sydney weather (liquid sunshine and wind) on the weekend before the Festival meant I only managed to get 20-30 minutes to see if the kite would actually fly, it managed to fly but would need

"some time" for bridle adjustments. It looked like the setup would be done on the Friday of the Festival, guess what the weather was like – gusty winds, some rain – not the best to try and adjust a kite. We gave up on that idea and would try for more adjustments on Saturday morning otherwise the kite would go back into car. With many thanks to Bill Farber and Ray Willmer we managed to get the bridling setup on Saturday and the kite flying before the wind dropped. Many thanks to the members who voted for the kite, I really do appreciate receiving the award.

I was looking in the recent AKS Flying High magazine and saw an article by Phil Taylor about his trip to New Zealand as the 1997 member's choice winner. I fully endorse the last line in his article – "Never let anyone tell you it will not fly".



Ross Leighton and Frilled Neck Lizard Kite
Photo by Anne Whitehead

1998 Western Circuit Kite Sport Champs

Raglan Festival of Kites January 1998

Ocean Beach and Wainui Reserve Raglan

Fierce blustery winds prohibited the traditional stunt and single line comps and we only managed to run 1 buggy comp in turbulent conditions.

Rock racing 1st Brett Cudby
 2nd Aaron Rhodes
 3rd Perrin Melchior

National Kite Crawl and National Fest. April 98

Port Waikato, Mokau, Back Beach New Plymouth, Tangimoana, Himitemangi Beach.

Out of 6 days on the beach there was only 1 fast day and competition was a very low priority.

Turbulent winds in Palmerston North meant that the excellent buggy area supplied by the organisers was not suitable for a National Buggy Champs and it did not happen.

The National Kitesport Champs consisted of some good international competitions. Western Circuit Flyers did quite well in the Monster Bashing and Altitude sprinting and we had had plenty of buggy riders represented in the Rokkaku fighting.

Baileys Beach Back Water Bash. May 1998

This year we saw a new event in Northland about 20 kms south of Dargaville. All flyers stayed in a youth camp about 3 kms from the beach and there was a very good atmosphere and some wild evening activities including a midnight flying fox excursion.

Two days of sun and wind provided perfect conditions and by the 2nd day we were ready to race.

Two round the rock races were held with some very different strategies used by the top riders,

Aaron Rhodes managed two clean victories that resulted from a strategy of separating from the pack and then later on being able to do his tacking with no traffic to contend with.

Rock Racing

Ht 1	Ht 2
1st Aaron Rhodes	Aaron Rhodes
2nd Gerad Smith	?
3rd Adam Franklyn	?

Blue Balls Buggy Bash. July 1998

Moakau Coast and Mohakatino River Mouth.

2 days of very light winds stopped any chance of a decent competition so we just hung out at the beach and flew fighters and ultralight stunters waiting for a

breeze that just never arrived.

Taranaki Traction Sept 1998

Back Beach and Fitzroy Beach New Plymouth.

Another new event as the Foxton Fetish Fly was cancelled due to a sudden population explosion amongst Wellington buggy organiser type people.

2 days of glorious wind and sun saw plenty of speed and a new competition caused a huge amount of hilarious low speed crashes.

<i>Restaurant Parking</i>	<i>End to End Race</i>
1st Brett Cudby	Aaron Rhodes
2nd Perrin Melchior	Adam Franklyn
3rd Mark.	Krishna (K Bar)

The Championship.

Final Results were hard to tabulate because unfortunately there was poor recording of results.

We know for a fact that Aaron won 3 feature races and Brett won 2.

The 1998 Western Circuit Buggy Champs was won by South Island Flier Aaron Rhodes

Aaron Rhodes 1st

Brett Cudby 2nd Perrin Adam Franklyn 3rd =.

This is the 3rd circuit championship and although the racing is pretty low key it is still fun and it proved the point about C Quads and Speed. Over the years we have seen Brett and Perrin dominate the racing, but now Aaron can join the group as one of the 3 most competitive riders on the domestic racing scene. Perrin has 2 championship wins and is always on the pace, Aaron has one win and he won by good kite selection and cunning strategy and Brett is as fast as anyone but has had trouble accessing competitive kites at the right moment.

The 1999 Western Circuit will be similar to the 1998 series.

January 30 /31 Raglan Festival and Ruapuke Traction Bash Contact A Kiwi Kite N.Z

Easter National Kite crawl and National Fest Crawl Contact A Kiwi Kite N.Z.

May Baileys Beach Backwater Bash Dargaville Contact Skys Unlimited

July Blue Balls Buggy Bash Waikato/Taranaki Contact A Kiwi Kite N.Z

September Taranaki Traction Contact NZ Kite Co

October/November Mighty Murawai Moose Meet Murawai Beach. Contact Kite Works

Napier Easter 1999

THE NZKA ANNUAL FESTIVAL WILL BE HOSTED BY NZKA HAWKE'S BAY AT EASTER 1999

THIS WILL BE THE . . . FAKFOTSM
(Final Annual Kite Festival of the Second
Millenium)

For reasons of nostalgia, Colenso High School Grounds have been chosen as the venue for the Annual Festival, from 02 – 05 April.

As Colenso was the site of the Second and Third NZKA Festivals, it seemed timely to return there. In keeping with nostalgia some traditions have been upheld, Friday night will be fish and chip night, there will be a Rokkaku Challenge, a Photo, a Memorial Fly, an Auction, and Judging for the Aussie Award. All the things that make our festivals special to us.

Colenso School is surrounded by houses on all four sides and public access is limited which will help make this a laid back festival with No Public Demonstration Day.

It is considered that there is room for all, but if the Buggy's want a bit more room Anderson Park is available. Buggyer's remember it is a popular public park.

With this issue of What's Up you will find a registration form to fill in and return :-

Embroidered Tee Shirts and Polo Shirts ~ may be ordered and paid for up until noon Saturday. They will be delivered on Sunday evening.

Patches ~ will be available on the same basis as the shirts.

Badges ~ Before we make this financial commitment an indication only is required on the Registration Form.

Any questions to John Mason - or contact the Deans - Email : the deans@xtra.co.nz

We have arranged wonderful caterers for both Saturday and Sunday nights, different menus each night, the caterers are also attending to our packed lunches for Saturday and Sunday.

Our fee to the High School allows us use of the common room during the day, and for our night functions. Gear may be left overnight but security is at your own risk.

Sorry no overnight camping is allowed by the School.

We are suggesting Kennedy Park Complex for accommodation as it is only two blocks from Colenso, and it offers a range of accommodation from tent sites to motels. It is suggested to book early as both Napier and Hastings are generally booked out for Easter. See "What's Up #57".

***Please, come and join us in
Hawke's Bay for Easter 1999.
We look forward to seeing you
there.***

Bondi 1998

My personal view of Bondi 1998.

I don't think Bondi was quite as big this year as it has been in the past few years. I think there were many contributing factors to this, some I will hope to mention during this article. The most obvious difference from previous years is that there was no big name overseas participant. In past years there have been George Peters, Peter Lynn, Ron and Sandie Gibbian, Jorgen Moller Hansen and Martin Lester to name a few. All of those people have left their mark on the event, in different ways. Some have done workshops so there are lots of replicas of George Peters kites etc. Some have inspired the graphics of local kite makers (like The Gibbians and Randy Tom), and some have inspired with sales of kites to the locals (like Peter Lynn).

One of the other contributing factors had been a growing presence of New Zealand kite fliers. Last year a record 14 travelled to Bondi, this year only 4. Also one or two Western Australian kite fliers did not come and one got injured while he was in Sydney so was not performing to his usual level. So the actual number of participants was down and then the weather forecasts were abysmal. We even found a pocket rain coat while we were in Sydney. All the forecasts were also wrong. The Friday did have a large rain cloud come through between 1 and 2 o'clock. This effectively cleared the beach and flying really did not get going again in earnest. It was a nice lazy day, with worse predicted for the Saturday.

Saturday arrived and it was cloudy and grey, but not raining. We had wanted to use the day to photograph our own new work and anything else on show. In the event very little was photographed as it was dark and dull. About 1.30pm all the Sydneyiders started to warn us about some very ominous looking clouds. They were quite nice thunder head clouds that appeared to be coming our way. So this was the predicted rain. And it can rain quite strongly in Sydney. We did the decent thing and packed up so that the rain would not come. And it didn't. So we had a nice afternoon talking to fellow fliers and helping congratulate Godfrey on his marriage.

People were not predicting much better weather for the Sunday, so I thought we would save everything for the Sunday, and fly anyway.

Sunday dawned bright and windless. Not a cloud in the sky. Breakfast and off to select a good spot on the beach, and put together some of the more wieldy kites. This was good as the wind had still not come up, and some of the kites are now getting to be that at least two people are needed to put them together or you just end up chasing your tail. So we had a good ground show and still not much wind. Suddenly there the wind was and off to fly. It was not a good wind, in that it was constant for about ten to fifteen minutes then it would either die completely before a wind shift of 45 degrees or more or there would be a squall preceding the wind shift of about 30 degrees. So it was not a day for tying kites off. I think this inability to tie kites off led to less kites in the air at any one time, which meant the display looked smaller than previous years. I used the lulls in the wind to swap kites so that I flew more of my kites than usual, but flew each for a shorter time overall. Still I had no serious tangles, so the flying was OK.

I am pleased to announce that the second version of the Enigma box flew really well and solidly. It did not even need a tail. We had played with a low aspect tension kite on the Friday, and got that to fly satisfactorily, but did not even have time to get it out on the Sunday.

No mention was made of the fact that we were involved in a rather major plan that we were unable to mention. Godfrey Gamble had phoned us some weeks earlier in NZ and asked if a) we could keep a secret and b) would we be witnesses at his and Karen's wedding on the Saturday morning of the Festival of the Winds. Of course we agreed although this got us into strife with other fliers for not spilling the beans. We went to breakfast in our kite flying gear then returned to our room to change. We then snuck off to the marriage celebrant and ½ an hour later Mr & Mrs Gamble drove back to Bondi, changed and headed to the beach.

NZKA Flying Sites

Auckland
The Domain behind the Museum
Contact:

Nelson
Neale Park. Nelson
Contact: Ted Howard 03 548 8707

Bay of Plenty
Fergusson Park. Tauranga
Contact: Jim Court 07 865 9693

Palmerston North
Ongley Park
Contact Alan and Judi Main 06 353 1953

Christchurch
Centennial Park
Contact: Stephen and Norelly Jarvis 03 338 7326

Waikato
Wainui Reserve Plateau. 3km from Raglan.
Contact: Lorraine Watson 07 825 7290

1 Dunedin
Kettle Park. Moanaru Beach
Contact: Bill / Jacqui Gee 03 454 3860

Wellington
Fraser Park. Lower Hutt.
Alex Moore Park. Johnsonville
Contact: Tony Fitchett 04 478 5575

Napier / Hastings
Anderson Park. Green Meadows
Contact: Bill McLachlan 06 870 0205

Kite Days

January

3 NZKA monthly fly Napier Hastings
Wellington
10 NZKA monthly fly Dunedin
Waikato
17 NZKA monthly fly Bay of Plenty
Palmerston North

16-17 Nelson Summer City Kite day
30-31 Raglan Festival of Kites

31 NZKA monthly fly Auckland
Christchurch

February

7 NZKA monthly fly Napier Hastings
Wellington
14 NZKA monthly fly Dunedin
Waikato
21 NZKA monthly fly Bay of Plenty
Nelson
Palmerston North
28 NZKA monthly fly Auckland
Christchurch

March

7 NZKA monthly fly Napier Hastings
Wellington
14 NZKA monthly fly Dunedin
Waikato
Mid March Eltham
21 NZKA monthly fly Bay of Plenty
Nelson
Palmerston North
28 NZKA monthly fly Auckland
Christchurch

April

2-5 NZKA FAKFOTSM Napier see elsewhere
4 NZKA monthly fly Napier Hastings
Wellington
11 NZKA monthly fly Dunedin
Waikato
18 NZKA monthly fly Bay of Plenty
Nelson
Palmerston North
25 NZKA monthly fly Auckland
Christchurch

Kite Trade Directory

Below is a key list of what kite retailers around the country are offering.

Sl-single line, **Dl**-dual line, **C**-custom made kites, **Bu**-buggies, **F**-fabric, **Ka**-kite making accessories, **Re**-repairs, **Kw**-kite making workshops, **D**-demonstrations, **Bm**-books & magazines, **W**-wind related articles, **G**-gift items, **O**-other recreational items, **Mo**- mail order catalogue, **Kk**-kite kits, **Ex**-exhibitions, **Rl**-reference library.

Kites That Fly, 75 Barrys Point Road. **Takapuna** North Shore City. Ph (09) 486 7739 Fax (09) 486 7740

Services offered- Sl, Dl, C, F, Ka, Re, Kw, W, D, Mo.

Kiteworks, 111 Symonds St, **Auckland**. Ph/Fax (09) 358 0991

Services offered- Sl, Dl, C, Bu, F, Ka Re, W.

Skylines and Bylines, 27 Browning St, **Christchurch**. Ph/Fax (03) 337 2669 Mobile (025) 317 716. email- syvan@xtra.co.nz

Services offered-Sl, Dl, C, F, Ka, Re, Bm, W, G, O.

Sky's Unlimited, Wiroa Rd, R.D.3 **Kerikeri**, B.O.I. Ph/Fax(09) 407 7270

Services offered Power kites and kites sourced from Germany

Rainbow Flight, 117H Hardy St, **Nelson**. Ph/Fax (03) 548 8707

Services offered-Sl, Dl, C, Bu, F, Ka, Re, Kw, D, Bm, W, G, O, Mo.

Hyasa kites, 29 Ticehurst Rd **Lyttelton** **Christchurch** (03) 328 9934

Services offered Sl, Dl, C, Bu, F, Ka, Re, Kw, D, Mo, Kk.

A Kiwi Kite, 6 Long Street, **Raglan**. Ph (07) 825 7290

Services offered- Sl, Dl, C, Bu, Re, Kw, D, Ex, Rl.

Coastal Kites, 36 Manson St, **Tauranga**. Ph/Fax (07) 578 4250

Services offered-Sl, Dl, C, Bu, F, Ka, Re, W.

NZ Kite Company, 10A Pomare Place, **New Plymouth** Ph (06) 751 5463 (021) 649 463

Services offered - Sl, Dl, C, Bu, F, Ka, Re, W, Mo.

Just a Note from the Editor

This magazine may seem to some to be full of one thing. A weekend making kites. This is reported on because it happened. The fact that I was heavily involved has nothing to do with it.

The next magazine will contain more meaty articles, as this has been produced while we are playing refugees in our house while renovations go on around us. I have no sewing room, but soon expect to have a bigger, better and brighter sewing room. We nearly have the office sorted out, although all the photos that we normally draw on are somewhere else! (I don't quite know where.) Hopefully everything will be sorted by the time we have to produce the next issue. I am sorry if this issue is a little late, but renovations call sometimes.

Next issue will contain an article on The Enigma kite, with plans.

Please keep the articles rolling in and lets all look forward to flying in the new year.

We look forward to receiving more contributions to the NZKA Arch. It keeps growing and we're up to 70 almost. Lets see if with your help we can't do the ton. If you've done one do another. Try a new technique, experiment.

Here are some Web sites you might find of interest courtesy of Tony Fitchett, Philip Dean and Allan Main

<http://www.dragnet.dk/kitering/listmembers.html>

www.kfs.org/kites/zoo/catframe.html

<http://www.kitelifelife.com>