

What's Up?

December 1999

A newsletter for kitefliers

No 62



Christmas greetings to all our members.

New Zealand Kitefliers Association Inc.

Contents

Whitehead's Words	2
Labour Weekend Retreat	3
Fighter Kites	8
This and That	9
NZKA Members Arch Project	10
Fighter Kite Manoeuvres	10
In the Land of the Rising Sun	11
That Kite Day	13
NZKA Flying Sites	15
Kite Days	15
Kite Trade Directory	16
Kite Flying and Epilepsy	16

Travel Exchange Award


Now is the time to start preparing for the next festival. For new members to the association this award is made at the NZKA festival each year. The award is a trip to Australia to attend their premier festival - Festival of the Winds in Sydney. FOTW is attended by most Australian kite makers and gives you the opportunity to meet the kite fliers over there.

How to win? You have to make a kite and fly it at the festival and members of the association then decide the best kites by vote. They nominate up to 3 kites seen in flight and from these votes the award is made. The chance to be recognised by your peers. The award is made by popular vote of the members present at the festival.

So now is the time to plan and prepare to wow the skies over Nelson and fellow members of the association with your stunning new creation.

Line drawings by Jim Ayers

Whitehead's Words



of local enthusiasm and participants.

There is no report about Bondi yet. That will appear in the next issue. But the photo at the bottom of the page shows Phil Taylor of Western Australia with his woolshed. Inspect the kite and see how many items you can see on it. See if you can work out which of the shearers is Phil. Phil has been here before as a winner, with the windmill.

We hope to see members around the country during the coming months. We can say that sitting up at the Mission in Napier (having lunch) watching the kites appear in Anderson Park was a magnificent site. To then go down and fly till 6pm was the end to a glorious day.


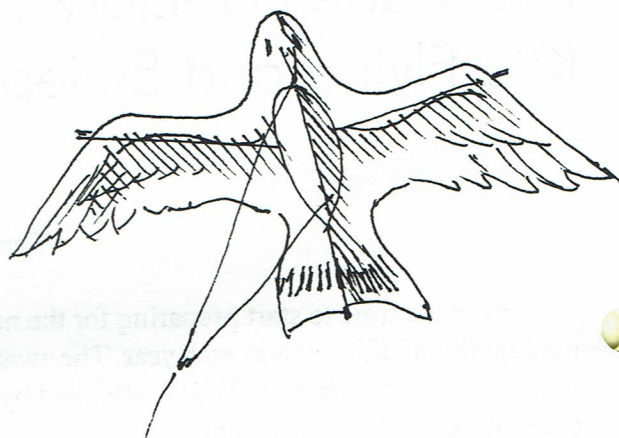
The President and Committee wish you all a very Merry Christmas and a happy, safe and prosperous New Year.

This issue has become a little rushed at the last minute, what with Christmas upon us and computers demanding upgrades etc. But life is not dull. Two more works have joined the nearly naked ladies series of kites, and its time to move on to other graphics soon. The star ship enterprise has taken another leap forward in construction. It has been years in the building phase. Hopefully this Nelson Summer Time festival it will make an appearance.

Speaking of The Nelson Summer Time Festival, I can not recommend this festival too highly. This of course takes away from any other festival, but the only problem I have is sun burn. The wind is kind, the site is great and the locals are very supporting. This is the week after the millennium festival in Christchurch so make a weeks holiday out of it and visit the South Island.

Easter will be fun at Nelson again. Don't miss it. And with an extra day for Anzac day in the holiday we should be able to enjoy our selves all the more. Hopefully with more time it will be even more relaxing.

Don't forget Eltham on the 26th of March. Always a fun kite day with lots



Labour Weekend Retreat

This was the first kite workshop that I have attended and the subject certainly appealed to me. When I started making kites back in 1994 the second kite that I made was a Rokkaku, out of the Kiteworks Book A new Rok for the Millennium was a great idea.

Of course as us males are inclined to do I had a preconceived idea of what I wanted in design, it would look great. HA... should have listened to Norelly my wife.....again, and taken an open mind instead.

Yvonne de Mille was overseeing proceedings and encouraged us with ideas of overlaying using three basic colours. These create other colours in the design. The design style was our own choice with plenty of books for ideas available. About this time I realised that my preconceived idea was in trouble, for two reasons 1. It did not suit colour overlay. 2. It was in my bag at Makara Rd and I was in Johnsonville. Oh dear! With as much indecisiveness as I could muster I wasted two hours dithering about what to do, finally I attacked the pile of books and asked Yvonne for advice.!

Yvonne had prepared some tissue paper samples of the fabric colours and small scale Rok shapes for us to test our ideas on so we started with these and a geometric pattern....Looks good.!! Lets get active.

The geometric shape was quite complex in that it looked star like, but was really a square over lapping a square rotated at one corner. Quick choose your colours. Why? I'm only using three....maybe four.

Peter Whitehead and Ray McCully did a fantastic job of cutting out the fabric for the kite skins in either white or black while we concentrated on the design preparation.

The skin had to be sewn up first, then came the placement of the applique_ work. We used 3M repositionable adhesive or masking tape. More and more sewing and then the intricate cutting out of the background to reveal the design....WOW! did I do that??. Hey don't forget, you have yet to sew on reinforcement sections, end cap lines and spar supports, then and only then can you bridle and fly it.

Every kite was different and the ones I saw flying flew well, definitely a successful weekend.

Thanks to Yvonne , Anne and Peter for a great weekend and thanks to all those whose company I shared over the weekend.

A Laborious Labour Weekend

A labour of love, that is. What better way to spend some days, good company, wet and windy outside and fun and laughter within. A social evening or two, new friends to meet and new skills to learn. And to top it all I now have a new kite in my bag. The second one in about three years!!

The photos will show what was achieved, but what I liked was the people who were involved. Everyone from young to old (and the age of the bodies did not always equate to the apparent age of the minds!), and from Christchurch to Rotorua and places in-between.

This is why I belong to NZKA, sure I like flying kites and I can do that by myself, but meeting and interacting with other likeminded folks is what it is about. The jokes and laughter, the shared bags of sweets, the warm muffins brought in by Rosemary and Hannah, the wine and the helpfulness.


I learned lots of small and very useful tips, I learned that I do have some design or colour skills (Yes Yvonne I am now being positive!), and that even if not as spectacular as other kites there is a certain satisfaction in designing and making your own.

The weekend was to explore colour and mixtures, what happens with fabric overlaps etc. I am not colour sensitive, and had never appliqued and the end result was brilliant as far as I am concerned. Kevin Scarlett is our newest member and had never made a kite. His is also great, AND it flies. As a result we will both make the effort and be at Nelson over Easter 2000. The workshop invigorated me again and taught me that I CAN do things.

My thanks to all who organised, Yvonne De Mille, Anne and Peter Whitehead, Raroa Intermediate for their rooms, and my wife Rosemary for giving me the time off.

This is the sort of thing NZKA should do more of. I have already set aside Labour Weekend 2000, don't know what will be happening, but I plan to be there again. Why don't YOU join us?

The photos on the following pages are the results of the workshop. All photos by Anne Whitehead.



Above : Stephen Cook
Below : Rosemary McCully




Above : Kevin Scarlett
Below : Philip Dean






Above : Zak Pitfield de Mille and Darth




Above : Yvonne de Mille


Below (l to r) : John Whibley, Kelle Connolly,
Raelle Connolly

Foreground : Jan Larrington






The workers



David Bowie



John Mason



Left to right
Stephen Jarvis,
Peter Whitehead and
Philip Dean



John Derham



Muriel Bowie

Fighter Kites

I first became interested in fighter kites at an NZKA annual festival held in Feilding in the late 80's when someone showed me how to fly a fighter. In 1989 Shirley and I, along with a number of other well known NZ fliers went to Launceston, Tasmania for the World Kite Festival. One of the guest fliers was a man who had really mastered the art of flying fighter kites. His demonstration of control at high and low altitudes was remarkable and he was able to carry out directional instructions from the festival compare. The display was excellent and showed me that there was great potential to try and further ones flying skills with these kites. I bought a Grand Master at this festival and continue to fly it today.

I have over the years since enjoyed flying fighter kites but certainly don't claim to have mastered all the techniques. I would rate Charlie Watson one of our top fighter kite fliers in New Zealand.

At the Festival of the Winds held at Bondi, Sydney this year I was invited to be one of the judges of the fighter kite competition. An annual event for which there is a trophy.

The competition was not a fight to the finish as in the rokkaku battles but a demonstration of control skills. It was a fairly simple and straight forward, the flier having to compete three different manoeuvres.

There were only six contestants but it certainly showed up the skills or lack of that the contestants had. The winner this year was Peter Stauffer (Sydney) a devotee and superb fighter kite flier. Peter ran a small workshop on making fighter kites and was very interesting and enthusiastic about the challenges of flying these kites.

We have a number of fighter kite flier members in the NZKA and I'm sure we could organise a similar competition at our National Festival. It would not be difficult to run and I would be prepared to organise the first competition at Nelson over Easter 2000. The following are a few manoeuvres that you might like to try (Shown on page 10).

Reading list for those interested

A Kite Journey Through India - Tal Streeter

Fighter Kites - Philippe Gallot

The Fighter Kite Book - David Gomberg


Not Another Indian Fugther Kite - Geoff Crumplin

A Beginner's Guide to Flying Indian Fighter Kites

- Shirley Turpin

The NZKA has copies of the Fighter Kite Skills Competition sheet that was used at Festival of the Winds in Bondi. The AKS have given us permission

to use these. Steve Brorens (a Christchurch flyer) has a web site with notes on fighter kites <http://www.geocities.com/Athens/forum/2864> For those of you not connected we are happy to send you copies. Please send an A4 sae with your request.



This and That

New Members

Welcome to the following new members:-

Douglas Toy - Levin

James Tan and Sylvia Wong - Auckland

Hansen Ihle - Hamilton

Kevin Scarlett - Wellington

Harvest Hawkes Bay 2000

The annual wine festival is on in Hawkes Bay 5 & 6 February. Now there's a good reason for a weekend in the Bay. While you are there you could come and join the Hawkes Bay Fliers at Anderson park. Following the interest shown at Easter we are in the initial planning for a public open day at Anderson Park on Sunday 6th Feb. Anyone in the area would be most welcome to come and fly their kites. The better the display, then more of the public attend and kite flying is promoted that little bit more. Contact John Mason for any other information - details on inside back cover.

Magazine Exchanges

Over the years the association has exchanged magazines with associations around the world. We have magazines from the following associations and these are available for members to borrow for a period of 28 days. Please send in a stamped addressed A4 envelope with an 80c stamp on it..

AKA Kiting News (USA)

Hoch Hinaus (German)

Windsox (British Columbia)

Kiteflier (Great Britain)

Flying High (Australia)

Vlieger(Holland)

There are also an assortment of issues from KiteLines, American Kite, Drachen and Stunt Kite Quarterly.

MILLENNIUM FESTIVAL - CHRISTCHURCH NEW ZEALAND.

31/12/1999 - 1/1/2000

Hello from, Elwyn Lynn, Jenny Cook and Peter Dixon. Just a reminder that this is still happening and if you plan to join us. Although we plan a much simpler and shorter Festival it is part of a large, varied and exciting event organised by the Christchurch City Council so even for those of you with less interest in kites there will be many things happening on Brighton Beach during this period.

Currently we plan to have kite flying New Year's Eve and New Year's Day at the South Brighton Beach, starting very early in the morning i.e. just before Sunrise! From then on there will be many opportunities for you to fly your kites, go Buggyng, trying the new exciting sport of Kitesurfing. Nothing toooooo organized, - just come and have some casual and relaxed fun with us all.

Bonus.

Gretchen and Ted Howard, co-organisers of the Nelson Kite Festival have announced that their Kite Festival which is usually held at the end of January will now be held on the 8 and 9th January and so for those of you who will be in New Zealand attending this Festival in a most beautiful part of New Zealand will be a real bonus.

Please contact us if you need any further information.

Peter Dixon <peter.dixon@ccc.govt.nz

Jenny Cook and Elwyn Lynn

<peterlynnkites@xtra.co.nz>

NZKA Members Arch Project

The idea of the members arch is for every member to make at least one kite. It can be any colour, any pattern but should follow the outline shown. The kite should be as individualistic as possible expressing something of the member. It can be a design you like or have used on one of your kites, you might be a pale blue person and a kite of simply pale blue may be just your thing.

If you don't feel confident making the kite by yourself enlist the help of another member but it should be your design.

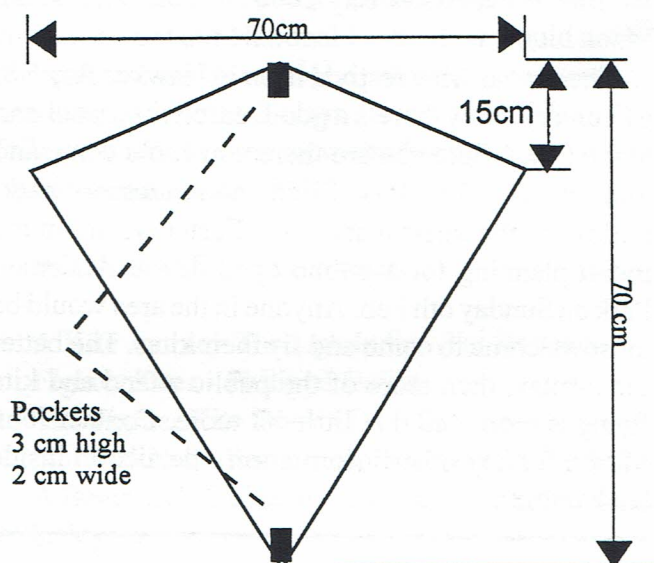
The kites for the NZKA arch are made from $\frac{3}{4}$ oz ripstop. The dimensions are shown in the diagram along side. The kite should be hemmed all round and two pockets only fitted, one at the top and one at the bottom. You do not need to provide a spar or any bridle points. Just simply the skin. The kites will be joined on a single line to form an arch by dedicated volunteers.

If you require further information contact Tony Fitchett, Peter Whitehead or David Bowie. When you have finished your kite send it, or give it to David Bowie or Peter Whitehead or PO Box 56 Wellington,


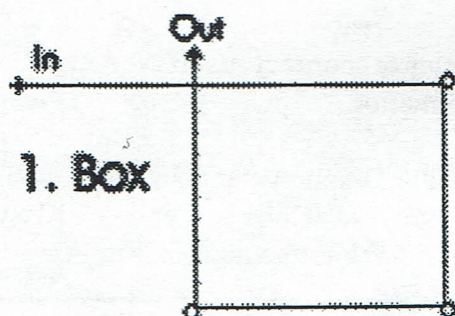
for joining to the line.

The Association has ripstop scraps available which has been kindly donated by Peter Lynn Limited.

Happy kite building.



Fighter Kite Manoeuvres



3. Loop



In the Land of the Rising Sun

In the Land of the Rising Sun (Kite) Part 2

In last issue of What's Up? (No 61) part 1 was written by Anne Whitehead. My apologies for not publishing the author.

We returned to Tokyo from Aomori on the Sunday May 2nd. After checking into our hotel we then headed to Asakusa Shrine in Tokyo. The memories came flooding back. It was here that I'd met my pen friend twenty years ago. A wonderful place with lots of small stalls selling nearly everything. For those of you who know me you will be aware of my fondness for collecting kiteaphernalia. Anything at all to do with kites and as long as it doesn't break the bank I'm tempted.

Well in Japan I was under great stress, there was so much with kites on I really didn't know where to start. In fact even as we were leaving Aomori airport there was enough in the way of tempting goodies.

A large group of Japan Kite Association members including Team Aftershock (they had won the World cup in Dieppe in 98) were at Hanada airport to travel with us to Uchinada. In fact we flew to Komatsu airport on the outskirts of Kanazawa which is on the sea of Japan on the west coast. From there Uchinada is about half an hour up the coast. Barry Poulter the English kite flier had been there 3 years previous and was telling us about superb winds, light in the morning and then perfect from lunch time onwards.. We went from the airport direct to the flying sight. It looked promising, many of the JKA members making the most of great winds stood spread along the beach flying some wonderful kites. The majority are bamboo and washi and quite simply take your breath away. Some are making their kites from modern materials but the majority are using the time honoured traditions of their ancestors.

That evening there was the official welcome for all the kite fliers. Two large casks of sake were brought out and with special ceremony the seals were broken and the drinks handed out. After the official speeches and the dinner which was for about 500 people the auction took place. It was one of the fastest I have ever been involved in. Lucky for Peter I couldn't keep up with what was going on so the credit card was safe.

After an eventful evening of drinking some

excellent sake we headed to our ryokan. The genuine thing with tatami mats and futons. The manager and his staff were wonderful and we were all well looked after.

The morning of the festival dawned with inclement weather. Overcast and looking like drizzle it wasn't promising. We all headed down to the beach and already many of the Japanese fliers had their kites out. We had our two tents with blue tarpaulins; shoes off before you come into the tent. We then proceeded to fly as much as we could under the circumstances. The rain had come, with it light variable winds and hard work to keep much up. I was devastated to see all the wonderful edos simply disintegrating from the rain, leaving just the bamboo skeletons remaining. One of the major TV companies was a sponsor and although

From Uchinada Museum



the following day was a rain day they made the decision to go ahead. The media were there in force and we were all interviewed and photographed by everyone. By mid afternoon everything and everyone was soaking wet and we all started to pack up. The worst job was going to be drying everything out.

The only thing I regret is that I didn't really get a chance to talk to people or take many photos as I was too busy flying. At least I managed to photograph Tanna Hayne's edo, Lady of the Maori Sea. Tanna had won Grand National Champion at AKA in 1998 with this kite. Her inspiration had come from a graphic seen here in NZ after attending the NZKA festival in 1998. Glen, Tanna's husband had made a cody using koru patterns on it but sadly I never got the chance to photograph it.

The next day dawned overcast but definitely looked like clearing. Down to the beach! no chance. The Japanese wanted to take us to Kanazawa but first we needed to dry the kites out. It appeared there was only one day of kite flying, and the breeze was superb. At least we got things dried out.

Kanazawa is a castle town, with many places of historic and aesthetic interest. One of the top three gardens in Japan, Kenrokuen is a quiet haven from the bustle of the city. A wonderful place to wander through. Right across the road is Ishikawa gate, the only remnant of the castle which survived a fire back in the 1700s. The craft in the area bordering the

From Uchinada museum



Tanna Haynes Edo

gardens and the castle were exquisite and several souvenirs with kites on jumped into my bag. On returning to Uchinada we found out about a collection of kites at the local museum. Through our interpreters we managed to get them to stay open for us so we could visit. It was definitely worth the effort. There were big signs saying no photography then one of the organisers arrived giving us the news that yes we could take photos. The group of us spent the next hour or so having a wander through and trying to take everything in. All the signs were in hirigana and katakana so not easy to work out. There was a wonderful collection and being able to record them on film was a big plus. After finishing on a high we had our final night together with many of the JKA members before our departure back to Tokyo.

Modegi-san had arranged a farewell dinner at his restaurant in the Ginza back in Tokyo for our last night. It was sad to say good-bye to everyone but we all planned to meet on a kite field somewhere. Then the next day we all headed back to our various countries.

It really was a wonderful opportunity to go to Japan and to be exposed to their culture. I definitely plan to return at some stage and share the skies with my fellow fliers from around the world.

That Kite Day

It rained for days before hand, it had been blowing a half gale for days before hand, we had planned ages, we had organised a family kite day and it WOULD go ahead! We had bought the sausages and had kites to make and kites for sale. We had advertised a family kite day from 11 a.m. to 3 p.m., and we would go ahead, Lions Clubs are positive like that!

7.30 a.m. and the Council rings up, it's wet, its blowing hard, and do we still want the grounds?? Yes we do, and we will fly from 11 to 3 as advertised. They agree to rope off the cricket area and let us proceed at Alex Moore Park.

8.30 and onwards and our phone goes, and goes. Its wet and VERY windy, its pouring down in the Hutt Valley, are we flying kites? Yes we are, from 11 to 3 as advertised and promoted.

10.15 and we unlock the gate, some NZ Kitefliers members are already there, it is blowing a gale, but has not rained since about 7 a.m. The public start to arrive.

11.00 and onwards. Soft kites come out, there are tangles and line cuts, some kites drift off and land in the muddy field. The public continue to arrive, hardy NZ Kitefliers Assn members are out flying a small variety of kites, A 'baby' Octopus flies all day. Some line junk is present, a kite is lost up Moorefield Rd and eventually returned.

The ground gets muddier, people continue to arrive, the big 'gecko' refuses to fly in the strong winds and persists in nose-diving, kitefliers retire to their cars, and just six or less bigger kites are flying. The wind was too strong and gusty. BUT Lions have sold 30 small Octopus kites, kids make up paper kite kits, the press arrives for photos and families are out having fun with upwards of about 50 smaller kites being flown by families.

The Barbecue sells out, the half gale continues and many kids plastic kites are torn and broken, the ground gets muddier and still people come and go.

2.30 and the gale is just as strong, only a couple of

'invited' kites in the sky, but one paper kit kite is flying well at about 75 feet or so, people are still arriving and Lions are starting to pack up. The day was planned for 11 to 3 and time is getting close.

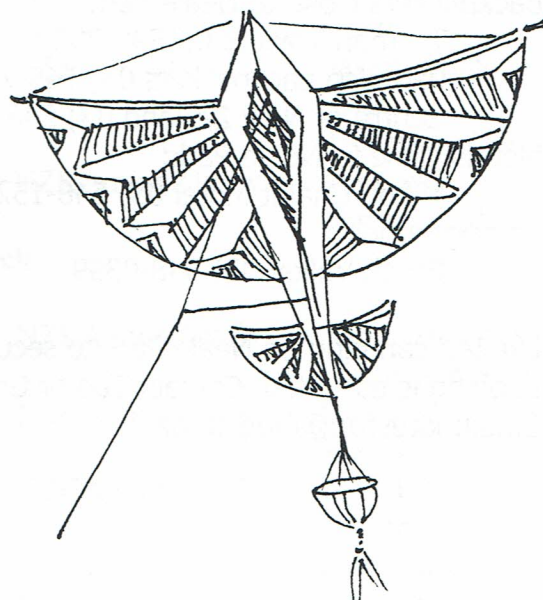
3.00 and only yours truly and one other Kiteflier had kites up, not counting the 20 or so kids kites that have been up and down all day. It was time to go.

3.03 and the heavens opened, the gale continued, the rain came down and some of us got wet and had a garage full of kites to dry! Lions are good at organisation. A window of weather right up to the planned closing time. Wasn't that well organised?

About 3.30 pouring rain, with a half gale and time for the last Lions to go. The field is a muddy 'squelchy' mess, and more people arrived for the kite day!!

Yes I think we should do it again next year.

Due to lack of room we were unable to publish a kite plan from Jim Ayers. This will be in the next issue. Deadline for the March issue will be February 15th 2000. The Editor wishes all our members a Merry Christmas and a Happy New Year.



NELSON EASTER 2000

THE NZKA ANNUAL FESTIVAL WILL BE HELD AT NEALE PARK, NELSON
AT EASTER : APRIL 21 TO 24, AND ANZAC DAY APRIL 25 2000.

For those who remember the Nelson 1993 NZKA Festival and the good times we had, we invite you to come back again. If you've not been before, come and see for yourself! When conditions on Neale Park are good for flying, this place can be paradise!

FRIDAY 21st: Welcome to Neale Park, shake out & sort kite gear, reconnect with old friends and meet new ones. Traditional fish and chip dinner night,
followed by NZKA A.G.M.

SATURDAY 22nd: Let the fun commence! Altitude sprints, fighter kites, Rokkaku Challenge and judging for the Australian travel award. Catered lunches, evening meals, Festival Auction.

SUNDAY 23rd: Public day. Main flying field roped off for registered fliers only. We get to show off how wonderful kiteflying is! Catered lunches and evening meals, followed by slide show and kite making techniques.

MONDAY 24th: General flying and for those interested, a kite safari to Wharariki Beach/ Puponga in Golden Bay. Catered lunches and evening meals.

TUESDAY 25th: Anzac Day, relax and social flying before packing up and departure. For kite traction fliers there may be opportunities for buggy racing on Wakapuwa Sand Flats, kite sailing and surfing on the Haven, buggying etc. at Wharariki Beach/ Puponga in Golden Bay.

You will find a registration form in this issue of "What's Up?" Please fill it in and return it. Please note that early registration is to your advantage!

The Nelson Kite Club will be helping to run this festival.

For information on accommodation, contact the Nelson Information Centre at 03)548-2304 or ring direct:

Backpackers close to Neale Park:

Tasman Towers 03)548-7950

Paradiso backpackers 03) 545-7128

Centre of New Zealand 03) 546-6667

In Nelson City:

Youth Hostel Nelson 03) 545-9988

Motels close to Neale Park:

Milton Chalet Motel 03) 548-1524

Riverlodge Motel 03) 548-3094

Campgrounds:

Brook Valley 03) 548-0399

Tahuna Beach Holiday Park 03) 548-5159

Limited camping on Neale Park to secure the marquee and gear is available, but booking is essential. Contact Ted or Gretchen Howard at ph./fax 03) 548-8707 or Email: kitesfun@ihug.co.nz

NZKA Flying Sites

Auckland
Bastion Point (every Saturday)
Contact: Perrin at Kiteworks

Bay of Plenty
Fergusson Park. Tauranga
Contact: Jim Court 07 865 9693

Christchurch
Centennial Park
Contact: Stephen and Norelly Jarvis 03 338 7326

Dunedin
Kettle Park. Moanaru Beach
Contact: Bill and Jacqui Gee 03 454 3860

Napier / Hastings
Anderson Park. Green Meadows
Contact: Bill McLachlan 06 870 0205

Nelson
Neale Park. Nelson
Contact: Ted Howard 03 548 8707

Palmerston North
Ongley Park
Contact Alan and Judi Main 06 353 1953

Waikato
Innes Common, Hamilton
Contact: Lorraine Watson 07 825 7290

Waiuku
Rugby Club Grounds, Waiuku
Contact: Jim Ayers 09 232 0251

Wellington
Ngatitoa Domain, Plimmerton
Contact: Tony Fitchett 04 478 5575

Kite Days

December

5	NZKA monthly fly	Napier Hastings Wellington Waiuku
12	NZKA monthly fly	Dunedin Waikato
19	NZKA monthly fly	Bay of Plenty Nelson Palmerston North
31	NZKA monthly fly	Auckland Christchurch

January

1	Millenium Fly	Christchurch
2	NZKA monthly fly	Napier Hastings Wellington Waiuku
8 & 9	Summertime Fest	Nelson
9	NZKA monthly fly	Dunedin Waikato
16	NZKA monthly fly	Bay of Plenty Nelson Palmerston North

23	NZKA monthly fly	Auckland Christchurch
----	------------------	--------------------------

February

6	NZKA monthly fly	Napier Hastings Wellington Waiuku
13	NZKA monthly fly	Dunedin Waikato
20	NZKA monthly fly	Bay of Plenty Nelson Palmerston North
27	NZKA monthly fly	Auckland Christchurch

March

5	NZKA monthly fly	Napier Hastings Wellington Waiuku
12	NZKA monthly fly	Dunedin Waikato
19	NZKA monthly fly	Bay of Plenty Nelson Palmerston North
26	NZKA monthly fly	Auckland Christchurch

Kite Trade Directory

Below is a key list of what kite retailers around the country are offering.

Sl-single line, **Dl**-dual line, **C**-custom made kites, **Bu**-buggies, **F**-fabric, **Ka**-kite making accessories, **Re**-repairs, **Kw**-kite making workshops, **D**-demonstrations, **Bm**-books & magazines, **W**-wind related articles, **G**-gift items, **O**-other recreational items, **Mo**- mail order catalogue, **Kk**-kite kits, **Ex**-exhibitions, **Rl**-reference library.

Kiteworks, 111 Symonds St, **Auckland**. Ph/Fax (09) 358 0991

Services offered- Sl, Dl, C, Bu, F, Ka Re, W.

Skylines and Bylines, The Arts Centre, Hereford Street, **Christchurch**. Ph/Fax (03) 337 2669 Mobile (025) 317 716. email skylinesandbylines@yahoo.com
Services offered-Sl, Dl, C, F, Ka, Re, Kw, D, Bm, W, G, O, Mo, Kk, Ex, Rl

Sky's Unlimited, Wiroa Rd, R.D.3 **Kerikeri**, B.O.I. Ph/Fax(09) 407 7270

Services offered Power kites and kites sourced from Germany

Rainbow Flight, 117H Hardy St, **Nelson**. Ph/Fax (03) 548 8707

Services offered-Sl, Dl, C, Bu, F, Ka, Re, Kw, D, Bm, W, G, O, Mo.

Hyasa kites, 29 Ticehurst Rd **Lyttelton** Christchurch (03) 328 9934

Services offered Sl, Dl, C, Bu, F, Ka, Re, Kw, D, Mo, Kk.

A Kiwi Kite, 6 Long Street, **Raglan**. Ph (07) 825 7290

Services offered- Sl, Dl, C, Bu, Re, Kw, D, Ex, Rl.

Coastal Kites, 22 Pooles Rd, **Tauranga**. Ph/Fax (07) 541 0519

Services offered-Sl, Dl, C, Bu, F, Ka, Re, W.

Kite Flying and Epilepsy

Just what do these two issues have in common?, Well not much, but the Epilepsy Association of NZ is planning a fundraising and awareness project for about March or April 2000. They are planning a national, yes a national, kite flying day to be organised jointly by the Society and by Lions Clubs International in New Zealand.

As both a Lion and a Kiteflier I was contacted to give assistance and or advice. I know that among our NZKA members there are a number of Lions members also, (and I will also hasten to acknowledge the Rotarians among us).

The Epilepsy Association will be contacting all Lions Clubs to promote a kite day, and the Society plan to do all the advertising and promotional work. It is planned that Lions will probably do all the organising, and any interested Kitefliers just need to go along and fly.

This seems like a good opportunity to have some publicity for NZKA, as any involvement by us would be acknowledged also. The plan is to have a family kite day, to raise money for Epilepsy NZ and to promote Lions International. We (NZKA) could gain from involvement also.

The Epilepsy Assn is proposing school based activities, special kites and badges, local competitions and prizes for local kites. A 'Big Big Kiwi Kite' to travel the country is also proposed.

If you are interested in helping I suggest you make an initial contact with your local Lions club to see what may be happening, or you could contact Gordon Stevenson of the Epilepsy Association at epilepsy@wave.co.nz. It may be fun to be involved, and may help our membership numbers also.